

OPERATION GUIDE

bioBidet
BB-i3000

Nozzle Self-Cleaning

Activating Self-Cleaning before & after each use is recommended. Self-cleaning before usage will flush out remaining water in water supply line and by-pass cold water to supply desired warm water quicker.

Feminine Wash

Gently push control lever against yourself till it reaches desired water pressure.

Posterior washing & Enema function

Gently pull control lever toward yourself till it reaches desired water pressure.

How to operate "enema function"

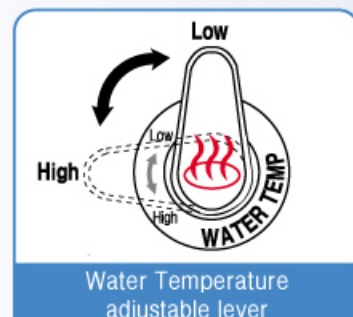
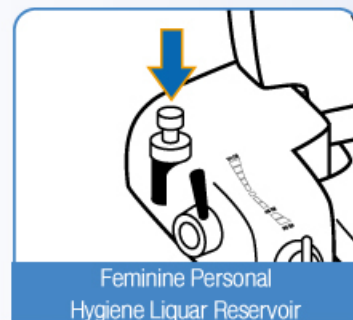
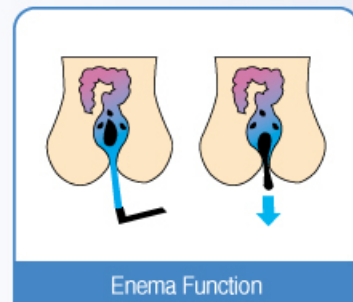
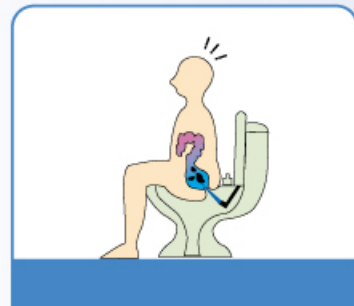
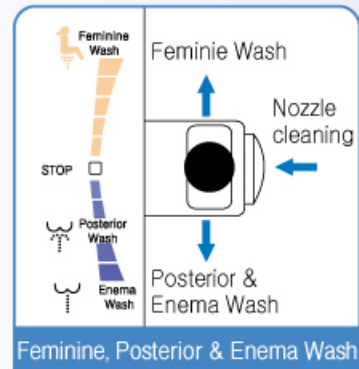
1. Gradually pull control lever toward yourself to activate enema function.
2. Stop washing when you feel that water is filling up in your body.
3. Strain your abdomen to eliminate the waste matter from your system.
4. Repeat step 1–3 few times if desired.

Feminine Personal Hygiene Liquar Reservoir

If desired, either water with soft soap or chosen brand douche can be easily used everytime you used BB-i3000 by simply pumping in from built in Feminine Personal Hygiene Liquar Reservoir.

Water Temperature Adjustment

BB-i3000 allow you to use warm water without electricity or battery power. Simply adjust water warmth using Water Temperature Control Lever located at front side of control panel.



–Plese, kindly refer to the user' s manual for more details.